



**VICTORIA & ESQUIMALT POLICE BOARD MEETING  
PUBLIC MINUTES  
APPROVAL PENDING**

Tuesday, October 20 @ 5:00 pm  
Victoria Police Department, 850 Caledonia Avenue

**PRESENT**

**Board:**

Mayor B. Desjardins, Co-Chair  
Mayor L. Helps, Co-Chair  
R. Helme, QC  
P. Ryan  
B. Smith, QC  
P. Stockton  
J. Witter

**Department:**

Chief Constable F. Elsner  
Deputy Chief S. Ing  
Deputy Chief D. Manak  
Insp. P. Durrant  
Insp. G. Hamilton  
Insp. J. Pearce  
Insp. C. Watson  
M. MacIntyre  
D. Perry  
S. Seivewright

**Regrets:**

M. Shaw

**Guests:**

B. MacDonald, Director, Community Safety, Township of Esquimalt

Recording Secretary : N.Mill

The meeting commenced at 5:00 pm

**8. ADOPTION OF AGENDA**

**MOTION** that the public agenda of the Victoria and Esquimalt Police Board meeting held on Tuesday, October 20 be approved with one addition,

10. Chief Constable Elsner Awarded the Order of Merit of the Police Forces

**MOVED/SECONDED/CARRIED**

**9. APPROVAL OF MINUTES**

**MOTION** that the public minutes of the Victoria and Esquimalt Police Board meeting held on Tuesday, September 15, 2015 be approved as presented

**MOVED/SECONDED/CARRIED**

## **10. PRESENTATIONS – ANNOUNCEMENTS**

The Board was advised that Chief Constable Elsner was recently promoted from a Member of the Order of Merit of the Police Forces to an Officer of the Order of Merit of the Police Forces

The Board offered their congratulations to Chief Elsner and requested that a press release be issued highlighting the Chief Constable's award and those of Deputy Constable Manak and Deputy Constable Ing who were recently awarded Members of the Order of Merit of the Police Forces

## **11. REPORTS (CC ELSNER)**

### **11.1. Policy Updates**

#### **11.1.1. AA050 Alarms Policy**

**MOTION** to approve policy AA0050 Alarms and file with Police Services

**MOVED/SECONDED/CARRIED**

### **11.2. VICOT Annual Report**

The Board was advised that this will be the last VICOT report as there is a new agreement with Island Health for the 4 ACT teams. Co-Chair Helps indicated that the department should show the Impact on the reduction of calls by the implementation of the ACT teams

### **11.3. Quarterly Financial Forecast**

The Board was advised that the forecast is on target even with the cost increases in missing persons and homicide investigations

### **11.4. K9 Donation**

### **11.5. Chief Constable's Report**

The Chief Constable advised that a group brought forward a concern regarding the Ambassador Program. Co-Chair Helps suggested that she make contact with the initial complainant.

Chief Constable Elsner advised that he recently met with the ministry regarding the efficiency review and that the Terms of Reference will be defined by the end of year.

## 12. COMMITTEE REPORTS

### 12.1. Finance Committee Update – VERBAL (Mr. Witter)

#### 12.1.1. Minutes of the Finance Committee Meeting of Sept 10, 2015, for information

The Chair advised that the 2016 Provisional budget will be presented to Victoria and Esquimalt Councils on Wednesday, November 4, 2015

### 12.2. Governance Committee Update – VERBAL (Mr. Ryan)

#### 12.2.1. Minutes of the July 28, 2015 Governance Committee Meeting

#### 12.2.2. Recommendation on Webcasting of Board Meetings

#### 12.2.3. Update on Board Policy & Procedure Manual Revisions

#### 12.2.4. Board Intranet

The Board was advised that the site has been developed and is now available. The Executive Assistant will provide instructions to the Board for login.

#### 12.2.5. Agenda for November 4th Joint Council/Board Meeting

**MOTION** to approve the draft agenda as provided with the removal of items 3 and 5, and the addition of welcoming comments from the Co-Chairs

**MOVED/SECONDED/CARRIED**

#### 12.2.6. Facilitator for Police Boards Meetings

The Board agreed to continue using the services of a facilitator for the joint meetings of police boards

### 12.3. BCAPB Director's Report – VERBAL (Ms. Helme)

Ms. Helme advised that she attended the External Advisories Meeting at the IIO. The main topic of conversation was the 5 year rule limiting the IIO Director to hire police within 5 years of serving on a force.

Ms. Helme advised that January 23rd is the date for the Board Member Orientation at the Justice Institute in New Westminster and May 26, 27, 28 is the confirmed date for the BCAPB AGM in Nelson.

#### 12.4. Co-Chairs Report

The Co-Chairs met with Minister Anton at UBCM along with Mayors Atwell, Jensen and Windsor to discuss the meetings of the joint police boards. The minister was pleased with the information provided to her and she confirmed the financial support of the ministry to assist in defraying meeting expenses for the joint police boards work.

Lead Co-Chair Desjardins and the Executive Director of Restorative Justice Victoria, Jessica Rourke, met with Minister Anton to discuss funding for Restorative Justice Victoria. The minister advised that they will be reviewing various funding options for RJV.

### 13. Correspondence

#### 13.1. Letter from Mayor Jensen to Minister Anton re: integrated teams dated September 30 2015

The Board requested that a letter be sent to Minister Anton thanking her for her financial commitment to assist with expenses for the joint police board meetings.

### 14. RISE and REPORT

#### NEXT MEETING DATE

Tuesday, November 15 at 5pm  
Victoria Police Department, 850 Caledonia Avenue

**MOTION** to adjourn the public session at 5:45 p.m.

**MOVED/SECONDED/CARRIED**

---

Mayor B. Desjardins  
Lead Co-Chair

---

Nicola Mill  
Recording Secretary

---

Date



# VICTORIA-ESQUIMALT POLICE BOARD REPORT

Public

---

---

DATE:	November 9, 2015
ACTION:	
SUBJECT:	PSB Statistical Report
RECOMMENDED BY:	Inspector K Lindner
APPROVED BY:	Chief Cst. F. Elsner

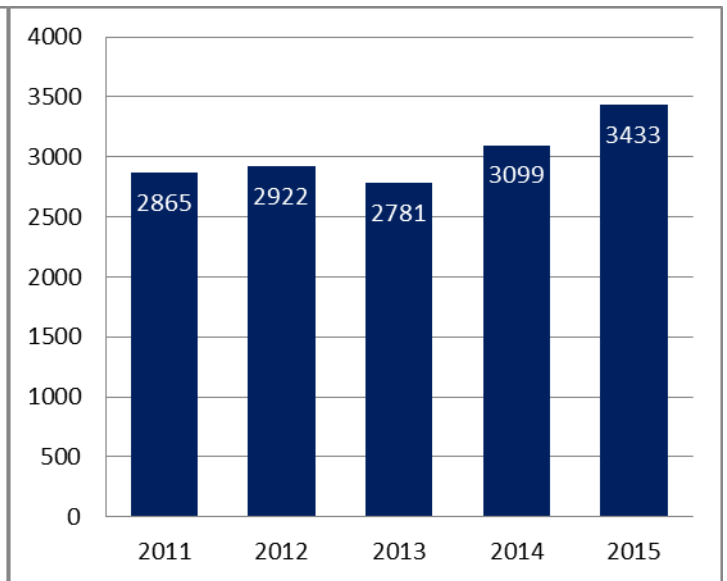
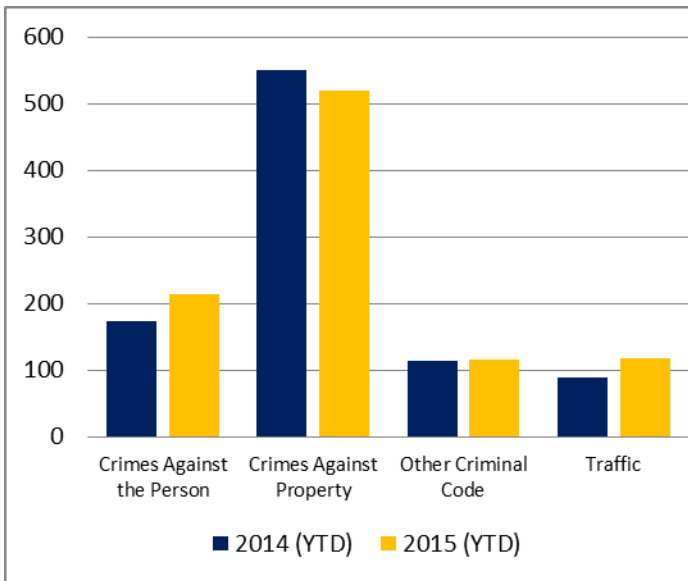


**VICTORIA  
POLICE**

**Crime Trends for Victoria and Esquimalt: January – Sep, 2014–2015 (1,2)**

**Key Crime Trends (1, 2)  
Esquimalt**

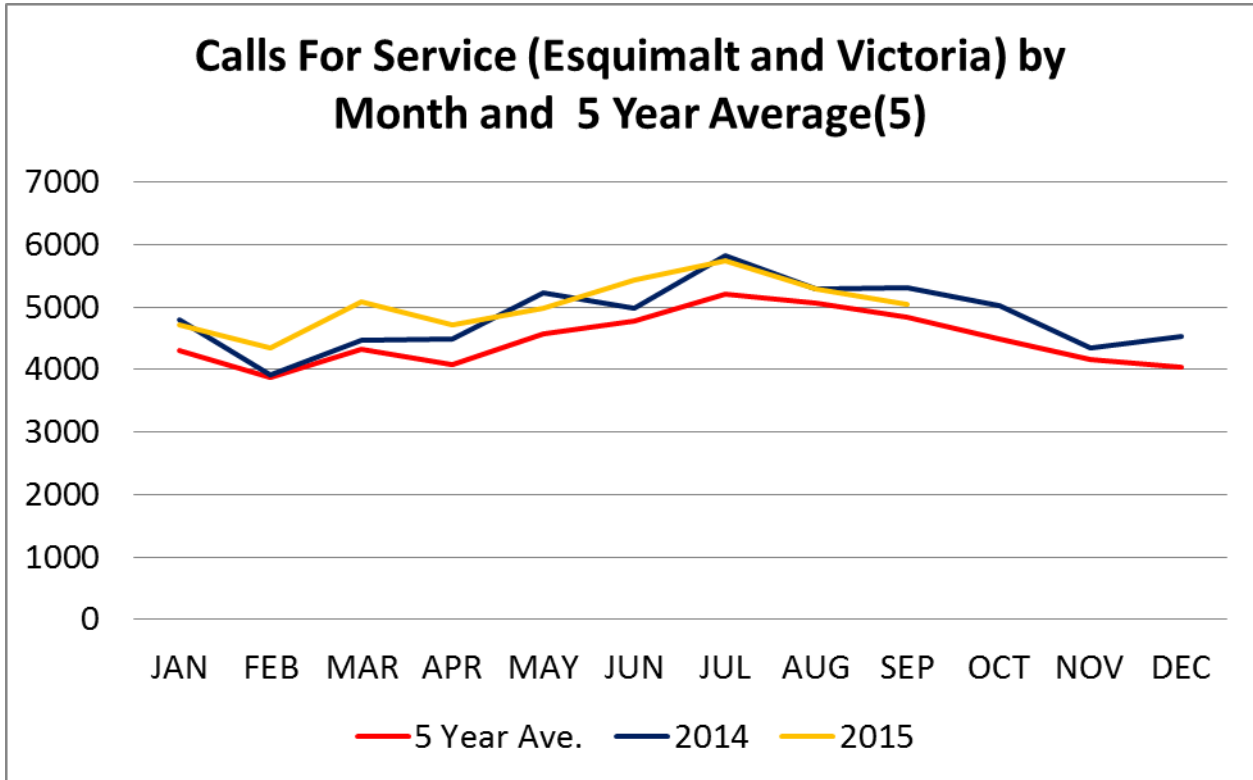
**Reported Calls for  
Service (from RMS)  
YTD(5) Esquimalt**





**VICTORIA  
POLICE**

**Crime Trends for Victoria and Esquimalt: January – Sep, 2014–2015 (1,2)**



**Key Crime Trends for Esquimalt (YTD January - June)**

	2014		2015		% Change 2014 - 2015(4)
	Jan-Sep	Rate(3)	Jan-Sep	Rate(3)	
Crime Against the Person	173	1033.8	214	1278.8	23.7
Crimes Against Property	550	3286.7	520	3107.4	-5.5
Other Criminal Code of Canada Offences	113	675.3	116	693.2	2.7
Total CCC Offences Excluding Traffic	836	4995.8	850	5079.5	1.7
Traffic Offences	88	525.9	118	705.2	34.1
Total CCC Offences and Traffic	924	5521.7	968	5784.6	4.8

**Crimes Against Person for Esquimalt (YTD January - June)**

	2014		2015		% Change 2014 - 2015(4)
	Jan-Sep	Rate(3)	Jan-Sep	Rate(3)	
Homicide	0	0.0	0	0.0	-



**VICTORIA  
POLICE**

## Crime Trends for Victoria and Esquimalt: January – Sep, 2014–2015 (1,2)

Attempted Murder	0	0.0	0	0.0	-
Robbery/Extortion	7	41.8	7	41.8	0.0
Assault	117	699.2	127	758.9	8.5
Sexual Assault	10	59.8	15	89.6	50.0
Criminal Harassment	6	35.9	11	65.7	83.3
Uttering Threats	33	197.2	54	322.7	63.6
Arson - Disregard for Life	0	0.0	0	0.0	-

### Notes:

1. The data presented is taken from the Police Records Information Management Environment (PRIME) database.
2. The crime statistics published in this report are based on the day that they were analyzed. Due to ongoing police investigation and internal data quality control efforts, this information is subject to change, including addition, deletion and reclassification of any and all data. Rates and percentages have been rounded.
3. Rate is calculated on a per 100,000 population for each month and year. As provided by Capital Region District, 2014 population is estimated for Esquimalt is 16,734.
4. The % change is based on the actual values and is subject to (2).
5. As of April 2012, Victoria Police now record all abandoned 911 calls (e.g. “pocket dials”) when calculating total calls for service. They are dispatched as Priority 2 calls.
6. The line graph on page 1 and the table on page 7 are reflective of those 911 calls (“pocket dials”) not previously captured.
7. Graphs and charts on page 1 include all ‘abandoned 911’ calls for service.
8. Abandoned 911 calls have been removed from the tables on pages 7 and 8.

### Crimes Against Property for Esquimalt (YTD January - Sep)

	2014		2015		% Change 2014 - 2015(4)
	Jan -Sep	Rate(3)	Jan -Sep	Rate(3)	
B&E Business	15	89.6	5	29.9	-66.7
B&E-Other	25	149.4	11	65.7	-56.0
B&E-Residence	27	161.3	36	215.1	33.3
Fraud	24	143.4	26	155.4	8.3
Mischief	85	507.9	86	513.9	1.2
Theft Over \$5000	1	6.0	3	17.9	-
Theft Under \$5000	81	484.0	96	573.7	18.5
Theft from Motor Vehicle	212	1266.9	146	872.5	-31.1
Theft of Motor Vehicle	14	83.7	18	107.6	28.6
Take Vehicle without Consent	2	12.0	2	12.0	0.0
Theft of Bicycle	39	233.1	43	257.0	10.3
Shoplifting	21	125.5	47	280.9	123.8
Arson	4	23.9	1	6.0	-75.0





**VICTORIA  
POLICE**

**Crime Trends for Victoria and Esquimalt: January – Sep, 2014–2015 (1,2)**

**Other Criminal Code Offences for Esquimalt (YTD January - Sep)**

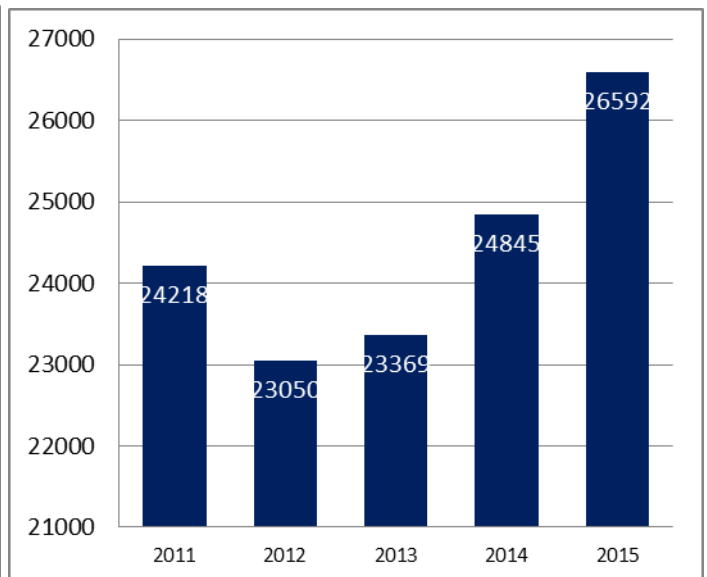
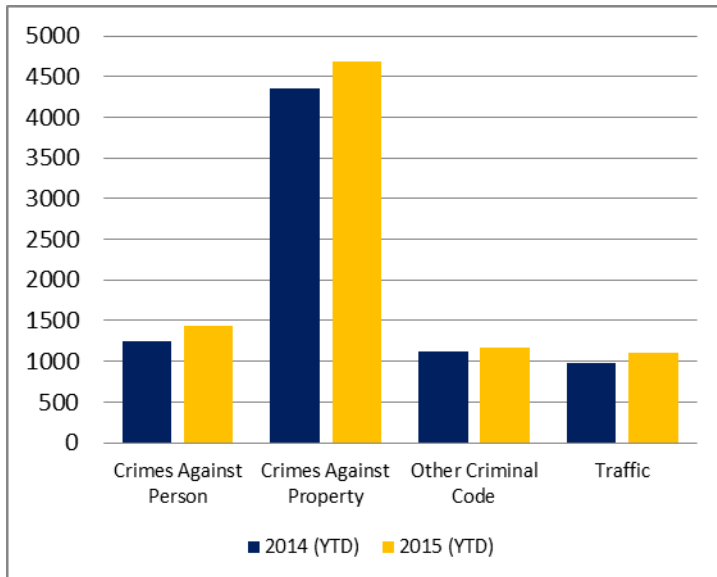
	2014		2015		% Change 2014 - 2015(4)
	Jan -Sep	Rate(3)	Jan -Sep	Rate(3)	
Bail Violations/Breach of Probation	57	340.6	68	406.4	19.3
Drugs	39	233.1	24	143.4	-38.5
Indecent Acts	6	35.9	9	53.8	50.0
Counterfeit Currency	0	0.0	8	47.8	-
Offensive Weapons	11	65.7	7	41.8	-36.4

**Traffic Offences for Esquimalt (YTD January - Sep)**

	2014		2015		% Change 2014 - 2015(4)
	Jan -Sep	Rate(3)	Jan -Sep	Rate(3)	
Traffic - Collisions	51	304.8	53	316.7	3.9
Traffic - Fatal	1	6.0	0	0.0	-
Traffic - Suspensions	8	47.8	15	89.6	87.5
Dangerous Operation of Motor Vehicle	0	0.0	0	0.0	-
Fail to Remain	13	77.7	30	179.3	130.8
Impaired/Refuse	15	89.6	20	119.5	33.3

**Key Crime  
Trends (1, 2)  
Victoria**

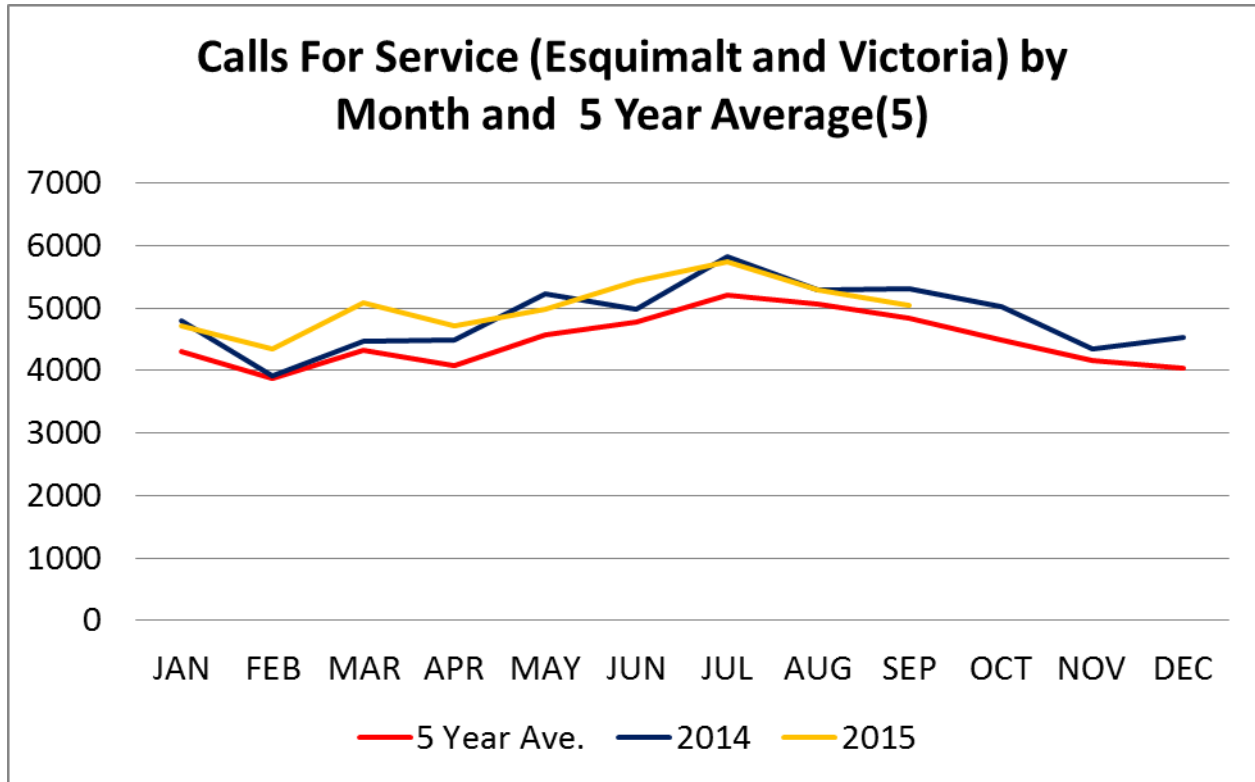
**Reported Calls for  
Service (from RMS)  
YTD(5) Victoria**





**VICTORIA  
POLICE**

**Crime Trends for Victoria and Esquimalt: January – Sep, 2014–2015 (1,2)**



**Key Crime Trends for Victoria (YTD January - Sep)**

	2014		2015		% Change 2014 - 2015(4)
	Jan-Sep	Rate(3)	Jan-Sep	Rate(3)	
Crime Against the Person	1250	1499.5	1440	1727.4	15.2
Crimes Against Property	4362	5232.7	4690	5626.1	7.5
Other Criminal Code of Canada Offenses	1124	1348.4	1166	1398.7	3.7
Total CCC Offences Excluding Traffic	6736	8080.5	7296	8752.3	8.3
Traffic Offences	973	1167.2	1104	1324.4	13.5
Total CCC Offences and Traffic	7709	9247.7	8400	10076.7	9.0

**Crimes Against Person for Victoria (YTD January - Sep)**

	2014		2015		% Change 2014 - 2015(4)
	Jan-Sep	Rate(3)	Jan-Sep	Rate(3)	



**VICTORIA  
POLICE**

## **Crime Trends for Victoria and Esquimalt: January – Sep, 2014–2015 (1,2)**

Homicide	1	1.2	1	1.2	-
Attempted Murder	0	0.0	3	3.6	-
Robbery/Extortion	66	79.2	78	93.6	18.2
Assault	785	941.7	916	1098.8	16.7
Sexual Assault	72	86.4	81	97.2	12.5
Criminal Harassment	53	63.6	56	67.2	5.7
Uttering Threats	269	322.7	303	363.5	12.6
Arson - Disregard for Life	4	4.8	1	1.2	-

### **Notes:**

1. The data presented is taken from the Police Records Information Management Environment (PRIME) database.
2. The crime statistics published in this report are based on the day that they were analyzed. Due to ongoing police investigation and internal data quality control efforts, this information is subject to change, including addition, deletion and reclassification of any and all data. Rates and percentages have been rounded.
3. Rate is calculated on a per 100,000 population for each month and year. As provided by Capital Region District, 2014 population for Victoria is estimated at 83,361.
4. The % change is based on the actual values and is subject to (2).
5. As of April 2012, Victoria Police now record all abandoned 911 calls (e.g. “pocket dials”) when calculating total calls for service. They are dispatched as Priority 2 calls.
6. The line graph on page 4 and the table on page 7 are reflective of those 911 calls (“pocket dials”) not previously captured.
7. Graphs and charts on page 4 include all ‘abandoned 911’ calls for service.
8. Abandoned 911 calls have been removed from the table on pages 7 and 8.



**VICTORIA  
POLICE**

**Crime Trends for Victoria and Esquimalt: January – Sep, 2014–2015 (1,2)**

**Crimes Against Property for Victoria (YTD January - Sep)**

	2014		2015		% Change 2014 - 2015(4)
	Jan-Sep	Rate(3)	Jan-Sep	Rate(3)	
B&E Business	147	176.3	170	203.9	15.6
B&E-Other	125	150.0	148	177.5	18.4
B&E-Residence	233	279.5	186	223.1	-20.2
Fraud	203	243.5	250	299.9	23.2
Mischief	698	837.3	825	989.7	18.2
Theft Over \$5000	14	16.8	16	19.2	-
Theft Under \$5000	700	839.7	838	1005.3	19.7
Theft from Motor Vehicle	935	1121.6	704	844.5	-24.7
Theft of Motor Vehicle	117	140.4	101	121.2	-13.7
Take Vehicle without Consent	15	18.0	4	4.8	-
Theft of Bicycle	528	633.4	639	766.5	21.0
Shoplifting	618	741.4	798	957.3	29.1
Arson	30	36.0	11	13.2	-63.3

**Other Criminal Code Offences for Victoria (YTD January - Sep)**

	2014		2015		% Change 2014 - 2015(4)
	Jan-Sep	Rate(3)	Jan-Sep	Rate(3)	
Bail Violations/Breach of Probation	478	573.4	534	640.6	11.7
Drugs	472	566.2	446	535.0	-5.5
Indecent Acts	59	70.8	51	61.2	-13.6
Counterfeit Currency	18	21.6	27	32.4	-
Offensive Weapons	97	116.4	111	133.2	14.4

**Traffic Offences for Victoria (YTD January - Sep)**

	2014		2015		% Change 2014 - 2015(4)
	Jan-Sep	Rate(3)	Jan-Sep	Rate(3)	
Traffic - Collisions	616	739.0	623	747.4	1.1
Traffic - Fatal	0	0.0	1	1.2	-
Traffic - Suspensions	69	82.8	97	116.4	40.6
Dangerous Operation of Motor Vehicle	8	9.6	9	10.8	-
Fail to Remain	133	159.5	205	245.9	54.1
Impaired/Refuse	147	176.3	169	202.7	15.0



**VICTORIA  
POLICE**

**Crime Trends for Victoria and Esquimalt: January – Sep, 2014–2015 (1,2)**

**Calls for Service (YTD January - Sep)**

	2014				2015				% Change 2013 - 2014(4)
	Vic	% of Total	Esq	% of Total	Vic	% of Total	Esq	% of Total	
<b>Priority 1</b>	2134	82.5	452	17.5	2129	83.5	421	16.5	-1.6
<b>Priority 2</b>	14196	90.9	1417	9.1	12125	87.6	1723	12.4	-11.3
<b>Priority 3</b>	15294	90.4	1627	9.6	17005	89.8	1932	10.2	12.0
<b>Priority 4</b>	8120	90.2	882	9.8	8894	90.6	921	9.4	8.9
Other Alternative	0	-	0	-	24	85.7	4	14.3	-
Total - All Priorities	39744	90.1	4378	9.9	40177	88.9	5001	11.1	2.4

**\*\*\*Please Note\*\*\***

Abandoned 911 calls are dispatched as Priority 2 calls for service.

- a) All "Abandoned 911" received at 850 Caledonia have been removed.
- b) All calls attended by VicPD to outside jurisdictions have also been removed.

When a call is taken at VicPD, it is generated in our "CAD" system. Not all "CAD" calls become an "RMS" call. Because calls can be concluded "in CAD" without generating an "RMS" (i.e. general occurrence) file, the numbers presented on this and the following page (CAD numbers) will not correspond with the totals on page 1 (the RMS numbers).



**VICTORIA  
POLICE**

**Crime Trends for Victoria and Esquimalt: January – Sep, 2014–2015 (1,2)**

**Calls for Service by Priority and Neighbourhood (January - Sep)**

<i>Neighbourhood</i>	<i>Priority 1</i>	<i>Priority 2</i>	<i>Priority 3</i>	<i>Priority 4</i>	<i>Other</i>	<i>Total</i>	<i>% of Total City</i>	<i>% of Grand Total</i>
<b>COLVILLE</b>	15	28	51	37		131	<b>3.2</b>	<b>0.3</b>
<b>DEVONSHIRE</b>	34	41	134	75	1	285	<b>7.0</b>	<b>0.6</b>
<b>DN1</b>			5			5	<b>0.1</b>	<b>0.0</b>
<b>ESQUIMALT VILLAGE</b>	89	203	581	248	1	1122	<b>27.7</b>	<b>2.5</b>
<b>PANHANDLE</b>	26	46	114	61		247	<b>6.1</b>	<b>0.5</b>
<b>PARKLANDS</b>	7	13	47	19		86	<b>2.1</b>	<b>0.2</b>
<b>ROCKHEIGHTS</b>	53	80	204	108		445	<b>11.0</b>	<b>1.0</b>
<b>SAXE POINT</b>	28	34	124	86		272	<b>6.7</b>	<b>0.6</b>
<b>SELKIRK</b>	44	89	170	80		384	<b>9.5</b>	<b>0.8</b>
<b>WEST BAY</b>	126	234	500	208	1	1069	<b>26.4</b>	<b>2.4</b>
<b>UNKNOWN</b>	15	28	51	37	-	131	<b>3.2</b>	<b>0.3</b>
<b>ESQUIMALT TOTAL</b>	<b>422</b>	<b>768</b>	<b>1930</b>	<b>922</b>	<b>4</b>	<b>4046</b>	<b>100.0</b>	<b>8.9</b>
<b>BURNSIDE GORGE</b>	372	1137	2809	1375	9	5702	<b>17.5</b>	<b>12.6</b>
<b>DOWNTOWN</b>	378	1683	4212	2082	4	8359	<b>25.7</b>	<b>18.4</b>
<b>FAIRFIELD</b>	162	381	1155	624		2322	<b>7.1</b>	<b>5.1</b>
<b>FERNWOOD</b>	202	316	1084	540	1	2143	<b>6.6</b>	<b>4.7</b>
<b>GONZALES</b>	18	68	181	76		343	<b>1.1</b>	<b>0.8</b>
<b>HARRIS GREEN</b>	133	425	1365	527	2	2452	<b>7.5</b>	<b>5.4</b>
<b>HILLSIDE QUADRA</b>	198	411	1068	489	1	2167	<b>6.7</b>	<b>4.8</b>
<b>JAMES BAY</b>	169	411	1090	582	2	2254	<b>6.9</b>	<b>5.0</b>
<b>NORTH JUBILEE</b>	46	85	223	111		465	<b>1.4</b>	<b>1.0</b>
<b>NORTH PARK</b>	142	406	1266	659	2	2475	<b>7.6</b>	<b>5.5</b>
<b>OAKLANDS</b>	113	245	560	351		1269	<b>3.9</b>	<b>2.8</b>
<b>ROCKLAND</b>	21	53	167	79		320	<b>1.0</b>	<b>0.7</b>
<b>SOUTH JUBILEE</b>	44	110	466	155		775	<b>2.4</b>	<b>1.7</b>
<b>VIC WEST</b>	95	270	681	407	3	1456	<b>4.5</b>	<b>3.2</b>
<b>VICTORIA TOTAL</b>	<b>2093</b>	<b>6001</b>	<b>16327</b>	<b>8057</b>	<b>24</b>	<b>32502</b>	<b>100.0</b>	<b>71.7</b>
<b>TOTAL UNKNOWN</b> (Abandoned, 911, outside/ unknown jurisdiction)	49	7127	755	864		8795	<b>27.1</b>	<b>19.4</b>
<b>GRAND TOTAL</b>	<b>2564</b>	<b>13896</b>	<b>19012</b>	<b>9843</b>	<b>28</b>	<b>45343</b>		<b>100.0</b>